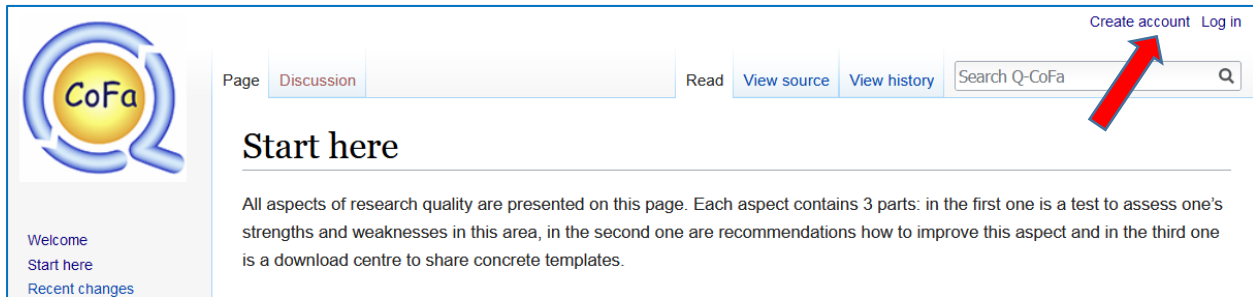


Help with editing

On the page “[start here](#)” you can edit all the pages “[recommendations](#)” in order to share your experience.

First you need to create an account or log in.



CoFa

Page Discussion Read View source View history Search Q-CoFa

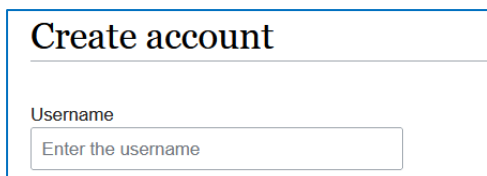
Create account Log in

Start here

All aspects of research quality are presented on this page. Each aspect contains 3 parts: in the first one is a test to assess one's strengths and weaknesses in this area, in the second one are recommendations how to improve this aspect and in the third one is a download centre to share concrete templates.

Welcome
Start here
Recent changes

Fill up the form and answers the Captcha question.



Create account

Username

Then go to the page you want to edit and click on “[edit](#)”:



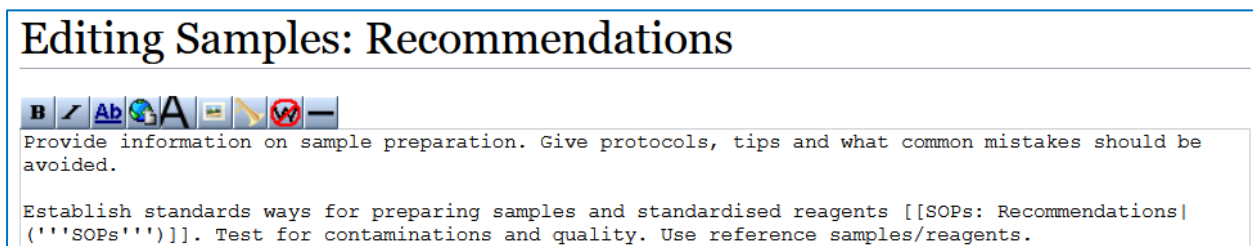
Page Discussion Read Edit View history Search Q-CoFa

Samples: Recommendations

Provide information on sample preparation. Give protocols, tips and what common mistakes should be avoided.

Establish standards ways for preparing samples and standardised reagents (**SOPs**). Test for contaminations and quality. Use reference samples/reagents.

Now you see the editing interface:



Editing Samples: Recommendations

B *I* U A A [A](#)

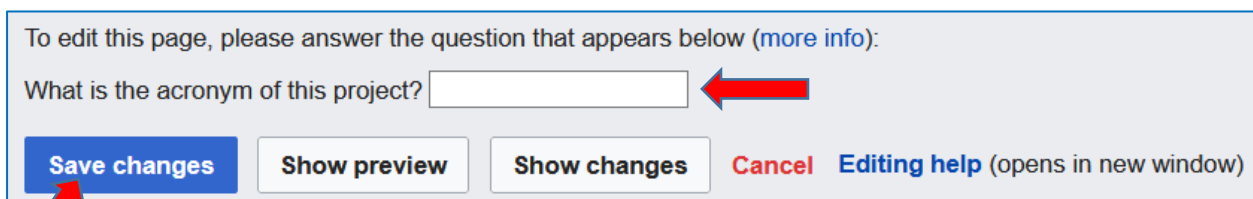
~~X~~ -

Provide information on sample preparation. Give protocols, tips and what common mistakes should be avoided.

Establish standards ways for preparing samples and standardised reagents `[[SOPs: Recommendations|(''SOPs'')]]`. Test for contaminations and quality. Use reference samples/reagents.

Add your text where you want. Go with your mouse over the format buttons to see what the options are.

When you are done, answer the Captcha question and save the changes.



To edit this page, please answer the question that appears below ([more info](#)):

What is the acronym of this project?

Save changes Show preview Show changes Cancel Editing help (opens in new window)